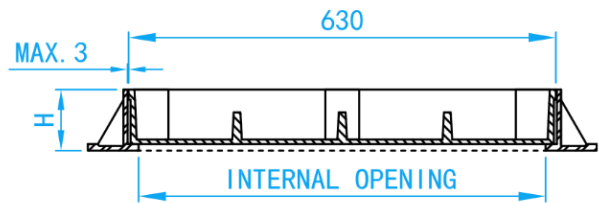


# DUCTILE IRON MEDIUM DUTY RECESSED MANHOLE COVER & FRAME

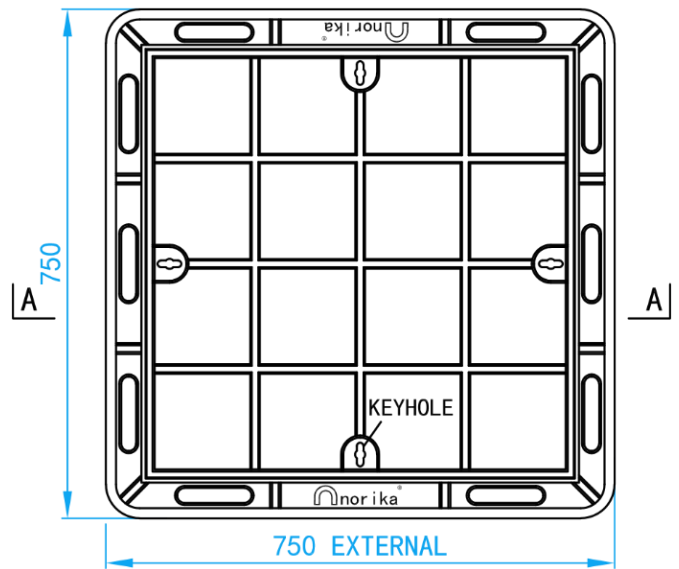



COMPLY WITH BSEN124:1994 (230KN)  
SS30:1999 (2012)

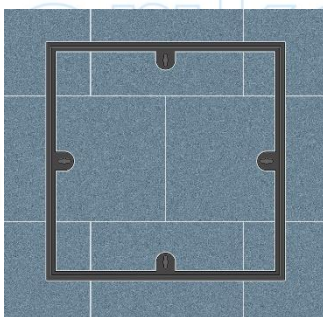
Type of Weight (Symbol)	SS30 Grade	Design Load	Place of Installation	BSEN124	Design Load
	A2	230KN	In carriageways not exceeding 0.5m away from kerb side channels of all roads and in carriageways of minor residential roads.	C250	230KN



SECTION A-A



TOP VIEW



INSTALLATION EFFECT

## DIMENSIONS

SKU	MATERIAL	INTERNAL OPENING (mm)	EXTERNAL (mm)	H (mm)	WEIGHT (kg)	Remarks/ Optional
DIMDRMC-A2	Ductile Iron	600X600	750 X 750	90	65	Medium Duty