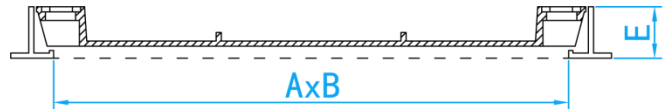



# DUCTILE IRON LIGHT DUTY RECESSED INSPECTION COVER & FRAME

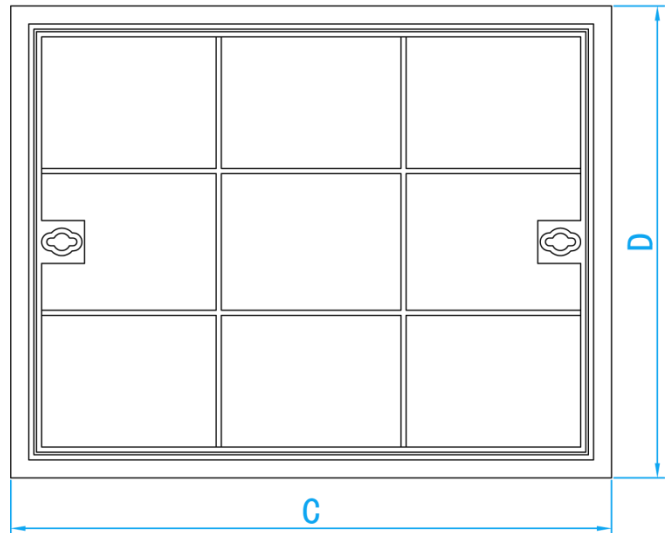



COMPLY WITH BSEN124:1994(30KN)  
SS30:1999

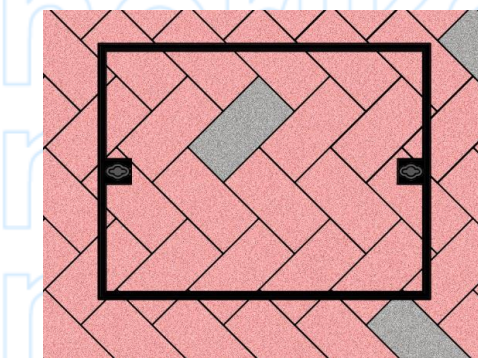
Type of Weight (Symbol)	SS30 Grade	Design Load	Place of Installation	BSEN124	Design Load
	C	30KN	In precincts which are inaccessible to motor vehicles	A15	30KN



SECTION VIEW



TOP VIEW



INSTALLATION EFFECT

## DIMENSIONS

SKU	MATERIAL	INTERNAL OPENING AxB (mm)	EXTERNAL Cx D (mm)	HEIGHT E (mm)	WEIGHT (kg)	Remarks/ Optional
DIRICC	DUCTILE IRON	600 x 450	700 x 550	60	27.0	Recessed