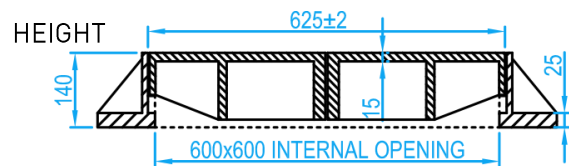


DUCTILE IRON HEAVY DUTY MANHOLE COVER & FRAME

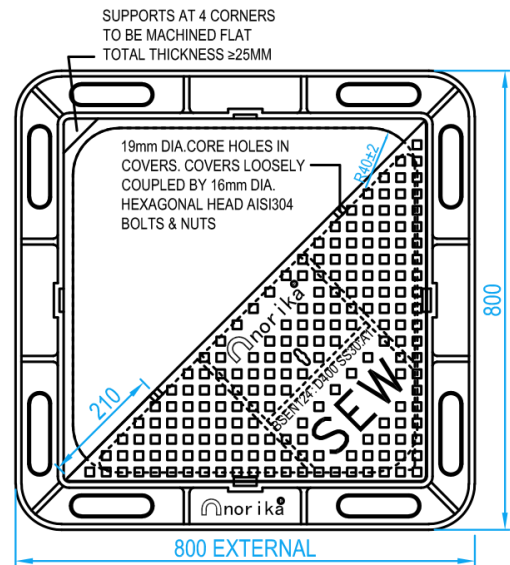
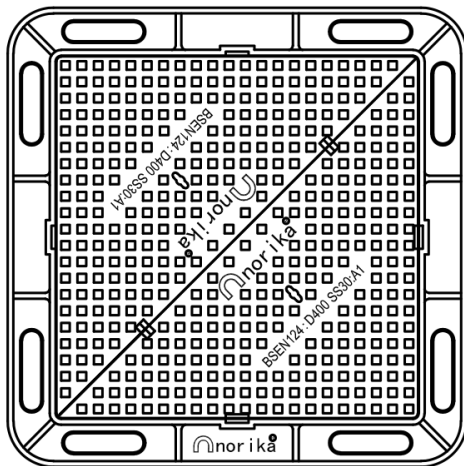


COMPLY WITH BSEN124:1994(400KN)
SS30:1999 (A1 Grade)

Type of Weight (Symbol)	SS30 Grade	Design Load	Place of Installation	BSEN124	Design Load
	A1	400KN	In carriageways of expressways, arterial, industrial roads and parking areas for all types of road vehicles.	D400	400KN



SECTION A-A



HALF COVER REMOVED
TOP VIEW

DIMENSIONS

SKU	MATERIAL	INTERNAL OPENING (mm)	EXTERNAL (mm)	HEIGHT (mm)	WEIGHT (kg)	Remarks/ Optional
DIHDMC-A1	Ductile Iron	600X600	800X800	140	165± 5	Heavy Duty (A1 GRADE)
DIHDMC-A1SEW	Ductile Iron	600X600	800X800	140	165± 5	Heavy Duty (A1 GRADE) With "SEW" label

*Please specify with or without raised "SEW" lettering when placing order.