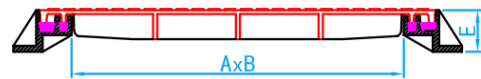



DUCTILE IRON HEAVY DUTY AIR TIGHT MANHOLE & FRAME

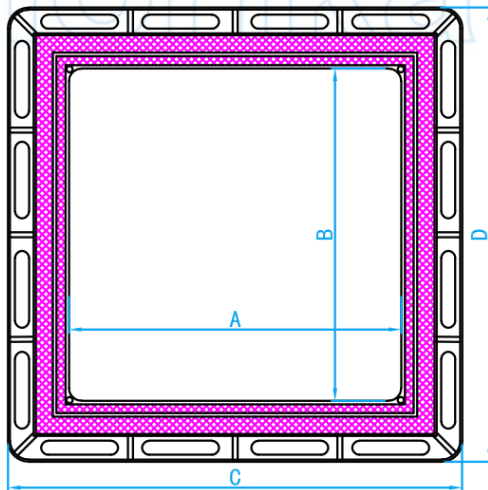


COMPLY WITH SS EN 124-2:2021
SS 30:1999 [2012]
BS 9124:2008

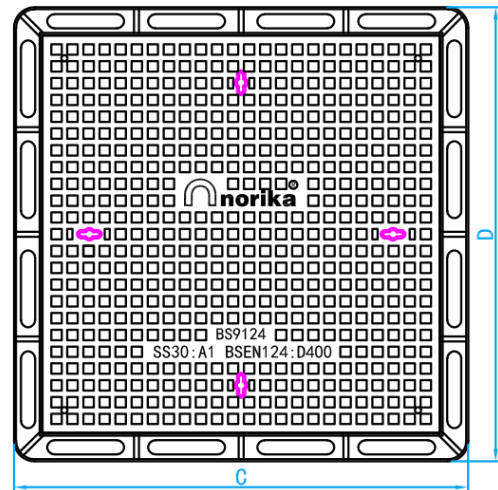
Type of Weight (Symbol)	SS30	Design Load	Place of Installation	SS EN 124-2	Design Load
	A1	400KN	In carriageways of expressways, arterial, industrial roads and parking areas for all types of road vehicles.	D400	400KN



CROSS SECTION VIEW



FRAME TOP VIEW



TOP VIEW

DIMENSIONS

SKU	GRADE	MATERIAL	INTERNAL OPENING (mm)	EXTERNAL CxD (mm)	HEIGHT E (mm)	Remarks / Optional
DIMCATD400-0800	A1	Ductile Iron	800x800	1080x1080	140	Air / Water Tight
DIMCATD400-09100610	A1	Ductile Iron	910x610	1200x900	100	Air / Water Tight
DIMCATD400-1000	A1	Ductile Iron	1000x1000	1280x1280	100	Air / Water Tight
DIMCATD400-1200	A1	Ductile Iron	1200x1200	1520x1520	100	Air / Water Tight
DIMCATD400-12001000	A1	Ductile Iron	1200x1000	1520x1320	100	Air / Water Tight