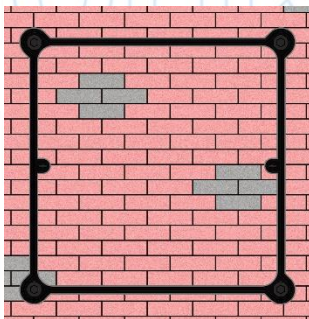


DUCTILE IRON HEAVY DUTY AIR TIGHT RECESSED MANHOLE & FRAME

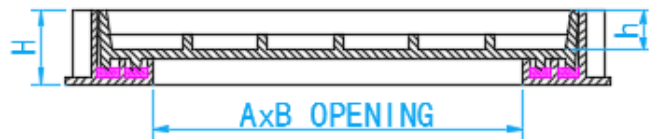


COMPLY WITH BSEN 124:1994 [400KN]
SS30: 1999 (2012)
BS 9124:2008

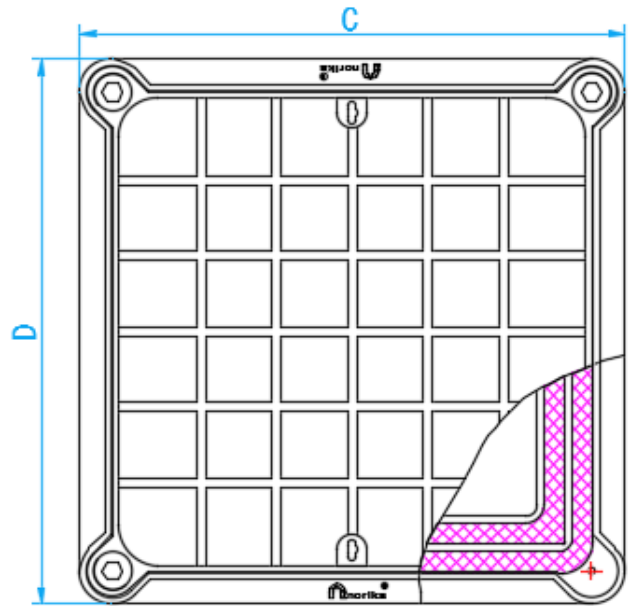
Type of Weight (Symbol)	SS30 Grade	Design Load	Place of Installation	BSEN124	Design Load
	A1	400KN	In carriageways of expressways, arterial, industrial roads and parking areas for all types of road vehicles.	D400	400KN



INSTALLATION EFFECT



CROSS SECTION VIEW



TOP VIEW

DIMENSIONS

SKU	GRADE	MATERIAL	INTERNAL OPENING (AxB mm)	EXTERNAL (CxD mm)	HEIGHT H (mm)	h (mm)	WEIGHT (Kg)	Remarks / Optional
DIMCATRD400-0600	A1	Ductile Iron	600 x 600	882 x 882	120	81	140	Air / Water Tight
DIMCATRD400-0800	A1	Ductile Iron	800 x 800	1082 x 1082	120	81	218	Air / Water Tight
DIMCATRD400-1000	A1	Ductile Iron	1000 x 1000	1282 x 1282	120	81	308	Air / Water Tight