


CENTRE LOCKING DRAIN TESTING PLUGS

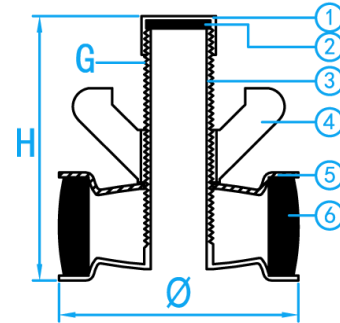
(42mm – 375mm)



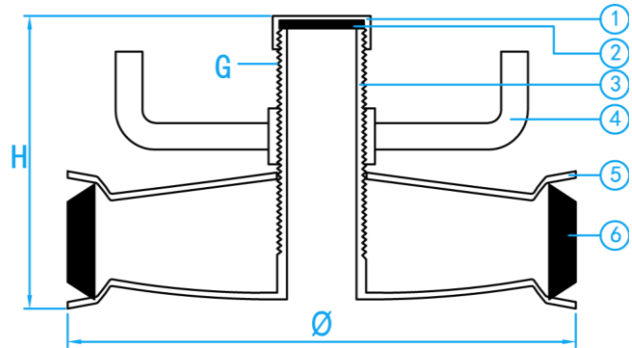
TP0042-TP0150



TP0200-TP0375



CROSS SECTION VIEW



CROSS SECTION VIEW

OPERATING PRODECURE

1	Select the correct size of the plug to suit the internal diameter of the pipe.
2	Remove any grease or foreign material from installation point.
3	Ensure no dirt is trapped between seal of plug and plates.
4	Ensure plug is inserted square to pipe wall.
5	Ensure wing nut and sealing cap are fully tighten.

STANDARD SPECIFICATIONS

SKU	SIZE (mm)	G (inch)	H (mm)	Ø (mm)	RANGE MIN/MAX (mm)	MAX BACK PRESSURE (PSI)	WEIGHT (kg)
TP0042	42	½"	77	37	36-48	30	0.121
TP0050	50	½"	77	49	49-60	30	0.190
TP0065	65	½"	77	60.5	61-75	30	0.220
TP0080	80	½"	77	73	73-85	20	0.260
TP0100	100	½"	77	93	94-110	10	0.390
TP0125	125	½"	77	123	121-138	10	0.465
TP0150	150	½"	77	140	146-163	10	0.805
TP0200	200	1"	99	190	191-211	7	1.835
TP0225	225	1"	99	211	216-235	7	2.305
TP0250	250	1"	99	240	244-260	7	2.800
TP0300	300	1"	99	285	296-314	7	3.950
TP0350	350	1"	150	335	340-375	5	5.500
TP0375	375	1"	150	360	365-400	5	7.000

COMPONENT PARTS

ITEM	PARTS	MATERIAL	
		TP0042-0150	TP0200-0375
1	Cap	Brass	Galvanized Iron
2	Washer	Natural Rubber	
3	Screw	Galvanized Iron	
4	Wing nut	Brass	Galvanized Iron
5	Plate	Galvanized Iron	
6	Rubber	Natural Rubber	